

SIMPLE TILEABLE SOLUTIONS & COVERINGS



PRODUCT CATALOG

*The Strength
Behind the Beauty*



COMMERCIAL



RESIDENTIAL



<https://www.instagram.com/finpaninc/>



<https://www.facebook.com/FinPanUSA/>



<https://www.linkedin.com/company/fin-pan-inc./>



<https://twitter.com/FinPanInc>



<https://www.houzz.com/pro/finpaninc/finpan-inc>



<https://www.pinterest.com/finpaninc/>



https://www.aecdaily.com/sc.php?node_id=1813242&tabidx=corporate&company=Fin+Pan+Inc.



<https://www.arcata.com/arcatcos/cos35/arc35899.html>



FP 2019

CONTENTS

- 02 Underlayments
- 04 Shower Systems
- 06 PreFormed
- 08 Waterproofing

ABOUT US

In 1975 FinPan Inc, piloted concrete backerboard into the building material industry. We have successfully grown our product portfolio which incorporates additional products that promote simple installation designs and customizations if desired for both the inside and outside of your home and businesses. Our goal is to consistently provide superior quality driven products and offer technical expertise to our customers and end-users.

SERVICES

For three generations, this family run business has been instrumental in developing innovative products that transformed the tile installation industry. That mission continues today. FinPan Inc, offers "Fashion and Function" for contractors, builders and homeowners looking for affordable lightweight installation products.



Underlayments


Util-A-Crete® Concrete Backerboard

Util-A-Crete is an excellent underlayment for interior and exterior applications. With its 16x10 mesh count, Util-A-Crete is proven to be the strongest backerboard in the industry. It's made of durable Portland cement, alkaline resistant fiberglass mesh and lightweight aggregate. Low coefficient of expansion and contraction. Call for Pricing.

- *Wrapped, tapered edge for easier fastening*
- *Moisture and mold resistant*
- *Easy to cut, score and install*
- *Qualify for LEED points*

FP#	Size	Boards per Pallet
-----	------	-------------------

208104	3' x 4' x 1/4"	50
208105	3' x 5' x 1/4"	50
208106	3' x 64" x 1/4"	50
208107	3' x 6' x 1/4"	50
208108	3' x 8' x 1/4"	50
208109	3' x 4' x 1/2"	40
208110	3' x 5' x 1/2"	40
208111	3' x 64" x 1/2"	40
208112	3' x 6' x 1/2"	40
208113	3' x 8' x 1/2"	25
208126	3' x 5' x 5/8"	30
208127	3' x 6' x 5/8"	30



ProTEC™ Concrete Backerboard

ProTEC is an excellent underlayment for interior and exterior applications with an 8x10 mesh count. It's made of durable Portland cement, alkaline resistant fiberglass mesh and lightweight aggregate. Low coefficient of expansion and contraction. Call for Pricing.

- *Wrapped, tapered edge for easier fastening*
- *Easy to cut, score and install*
- *Moisture and mold resistant*
- *Qualify for LEED points*

FP#	Size	Boards per Pallet
-----	------	-------------------

208130	3' x 5' x 1/2"	40
208131	3' x 5' x 1/4"	50
208132	3' x 64" x 1/4"	50
208133	3' x 64" x 1/2"	40
208134	3' x 5' x 5/8"	30
208140	3' x 8' x 1/2"	25



Underlayments

ProPanel® Lightweight Waterproof Backerboard

ProPanel is a new generation of lightweight backerboard that offers waterproof performance and is mold and mildew resistant all in a six-pound board. ProPanel consists of high-density polystyrene reinforced on both sides with fiberglass mesh and a polymer cement coating. It passes ANSI A 118.10 for waterproofness.

- *Lightweight*
- *Waterproof*
- *Easy to lift and carry*
- *Easy to cut and install*



FP#	Size	Boards per Pallet	Accessories
PRO2503660	3' x 5' x 1/4"	50	PRO101 Screws (250/box)
PRO5003660	3' x 5' x 1/2"	40	PRO102 Cap Nail (250/box) PRO103 Tab Washers (250/box) PRO100 SIKA Flex FC (each) PRO105 SIKA Flex FC (24/case)

TI-ProBoard® Tileable Structural Composite Underlayment

TI-ProBoard is a sustainable, durable and virtually maintenance-free underlayment for exterior deck porcelain tile installations. It is a composite panel that is unaffected by expansion, contraction or exterior weather conditions and acts as a structural replacement for a plywood substrate.

- *Replaces deck boards or plywood substrate*
- *Easy to install*
- *Superior freeze/thaw performance*
- *Commercial floor rating*

FP#	Size
TIPROBOARD8 1	1' x 8' x 3/8" Board
TIPROEDGING 2	TI-Edging 8' Strip
TISCRW 259 3	1 1/2" Panhead Screws (250/box)




TI-ProBoard® Optional Waterproofing Accessories

FP#	Accessory
PWM100001	PWC Waterproofing Membrane 36" x 225" (3' x 75')
PWM100003	#500 Detail Tape 12" x 600" (1' x 50')
PWM100005	PWC Universal Water Based Primer/Gallon

ClearPath® Curbless Shower Pan System

ClearPath enables contractors to install a barrier-free shower pan directly on top of the floor joists without modifications to floor system. Simply install kit and float a mud bed on top of the TI-ProBoard. ClearPath includes; TI-ProBoard, drain plate with integrated drain assembly, WaterArmor waterproofing sheet membrane, perimeter edge protectors and fasteners.

- No modifications to floor joist system
- Commercial floor rating
- Easy to install
- Meet ADA compliant designs





FP#	Size
CP3672 ABS or PVC	36" x 72"
CP48 ABS or PVC	48" x 48"
CP4896 ABS or PVC	48" x 96"
CP60 ABS or PVC	60" x 60"
CP72 ABS or PVC	72" x 72"
CP96 ABS or PVC	96" x 96"
CPDPABS	Drain Plate ABS
CPDPPVC	Drain Plate PVC

NOTE: Drains available in ABS or PVC, specify upon order. Drain Grate sold separately.

ClearPath® Drain Grate Finishes

FP#	Description Material (Round)	FP#	Description Material (Square)
CPSP12	1 Stainless Steel Round Metal Drain Grate	CP8212SNQ	8 Antique Bronze Cast Square Metal Drain Grate
CPSP12SORB	2 Oil Rubbed Bronze Round Metal Drain Grate	CP8212SRBQ	9 Oil Rubbed Bronze Cast Square Metal Drain Grate
CPSP12SBN	3 Matte Steel Round Metal Drain Grate	CP8212SSCQ	10 Stainless Steel Cast Square Metal Drain Grate
CPSP12SAB	4 Antique Brass Round Metal Drain Grate	CP8212SSQ	11 Matte Steel Cast Square Metal Drain Grate
CPSP12SPB	5 Polished Brass Round Metal Drain Grate		
CPSP12N	6 Matte Steel Cast Round Metal Drain Grate		
CPSP12PB	7 Brushed Brass Cast Round Metal Drain Grate		



ProPan® Shower Pan & Curb

ProPan Shower Pans are made from high-density polystyrene with a liquid-applied waterproof coating. ProPan has ¼" slope and integrated drain assembly built in. ProPan can be modified on the job site. ProPan's are UPC rated by IAPMO.

Custom sizes available.

- *Waterproof*
- *Installs in minutes*
- *Ready to tile*
- *Superior resistance to mold*

FP#	Size
PRO500 ABS or PVC	48" x 48"
PRO501 ABS or PVC	36" x 60"
PRO502 ABS or PVC	36" x 48"
PRO503 ABS or PVC	48" x 60"
PRO504 ABS or PVC	38" x 66"
PF008	Custom
PROEXT	24" x 48" Extension
PRORAMP	13.5" x 60" ADA Ramp (1:8 Slope for 2")



Note: Drains available in ABS or PVC, specify upon order. Curb size is located on second listed dimension. All standard pans have drain centered off dimensions except for PRO504, drain at 19" and 13" from end.

PreFormed® Shower Pans

PreFormed Shower Pans are made from high-density polystyrene with a liquid-applied waterproof coating. Pans have ¼" slope and come with integrated curb, side-walls and drain assembly built in. PreFormed Pans are UPC rated by IAPMO. **Custom sizes available.**

- *Waterproof*
- *Installs in minutes*
- *Ready to tile*
- *Superior resistance to mold*

FP#	Size
PF110 ABS or PVC	32" x 60"
PF111 ABS or PVC	34" x 48"
PF112 ABS or PVC	36" x 36"
PF113 ABS or PVC	36" x 42"
PF114 ABS or PVC	36" x 48"
PF115 ABS or PVC	36" x 60"
PF116 ABS or PVC	42" x 42"
PF117 ABS or PVC	48" x 48"
PF007	Custom



Note: Drains available in ABS or PVC, specify upon order. All standard pans have drain centered off dimensions and curb are located on second listed dimension. All PreFormed/ProPan products meet ANSI A118.10 waterproofing requirements



Mega Niche



Narrow Niche



Wide Combo



Square & Soap Niche

PreFormed® Niches

PreFormed Niches unique in-wall design allows them to be tiled with the same tile as the walls. Use them as a decorative nook in kitchens, foyers, or any other area of a home imagined. The square corners make it easier for tiling. Niches have a natural slope and are 3.5" in outside depth. **Custom niches available.**

- *Waterproof*
- *Installs in minutes*
- *Ready to tile*
- *Superior resistance to mold*



FP#	Size
PF301	Square, 12.25" x 12.25" Shelf
PF304	Wide Combo, 6.25" x 12.25" and 12.25" x 12.25" Shelf
PF305	Narrow Combo, 6.25" x 8.25" and 12.25" x 8.25" Shelf
PF306	Mega, 20.50" x 12.25" Shelf
PF308	Soap, 8.25" x 8.25" Shelf

PreFormed® Shelves


PreFormed Shelves are constructed of lightweight high density expanded polystyrene and a liquid waterproof membrane finish. PreFormed Shelves are 100% waterproof and ready-to-tile.

- *Waterproof*
- *Installs in minutes*
- *Ready to tile*
- *Superior resistance to mold*

FP#	Size
PF320	7" x 7" Triangle
PF321	9" x 9" Triangle
PF322	11" x 11" Triangle
PF323	11" x 11" Convex



Triangle Seat



Triangle Seat


Convex Seat

PreFormed® Seats & Benches

PreFormed Seats & Benches are constructed of lightweight high density expanded polystyrene and a liquid waterproof membrane finish. Seats and Benches are 20" high. **Custom seats & benches available.**

- *Waterproof*
- *Installs in minutes*
- *Ready to tile*
- *Superior resistance to mold*

FP#	Size
PF402	16" x 16" Triangle
PF403	23" x 23" Triangle
PF404	16" x 16" Convex
PF410	12" x 12" Square
PF420	11.5" x 35" Bench
PF400	Custom




All PreFormed/ProPan products meet ANSI A118.10 waterproofing requirements.



PreFormed® Curb Overlays & Full-Foam Curbs

PreFormed Curb Overlays and Full-Foam Curbs are made from high-density polystyrene with a liquid waterproof membrane. Curb Overlays also have a fiberglass mesh reinforcement integrated into the product for further strength and bonding power. Curb Overlays fit over the traditional 2x4 wood stack. Full-Foam Curbs replace 2x4 stack and install directly to substrate.

- *Waterproof*
- *Curb Overlay fits over 2" x 4" wood stack*
- *Easy to cut and installs in minutes*
- *Full-Foam Curb installs directly to substrate*



Curb Overlay FP#	Size	Full-Foam FP#	Size
PF201	48"	PROCURB5	5'
PF202	96"	PROCURB8	8'
PF204	72"		

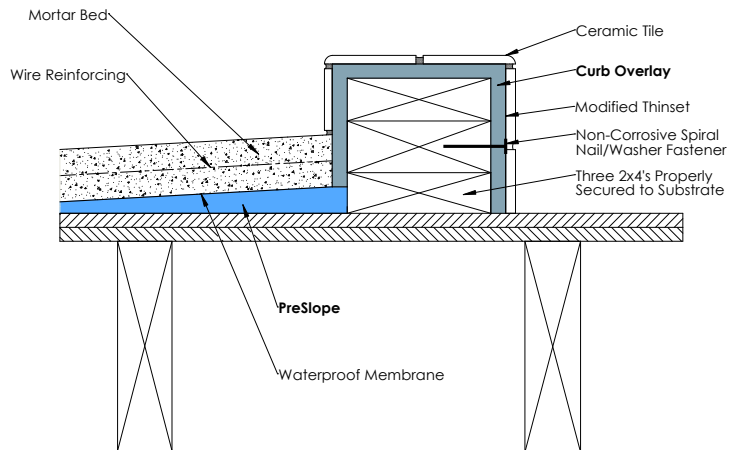



PreFormed® Slopes

PreFormed Slopes are designed to create the UPC required slope under a waterproofing membrane. PreFormed Slopes allow you to easily install the pan liner and mortar bed in one day. They're easy to cut, allow the mortar bed to drain properly and saves time by eliminating sloped mortar bed that goes under pan liner. Sold in case quantities only.

- *Code required ¼" preslope*
- *Easy to cut and installs in minutes*

FP#	Size	Quantity
PF102	24"x 48" (3/4" x 1/4" slope)	24/case





WaterArmor™ Liquid Waterproofing & Sheet Membrane

WaterArmor Liquid Waterproofing is a 100% acrylic based, ready to use formula. It can be brush, roll or trowel applied to provide a barrier resistant to air and water. WaterArmor Sheet Membrane is a 2m wide highly flexible, very low memory, sheet membrane that reduces seams in the shower.

- Meets ANSI A118.10
- Anti-Fracture membrane
- Type III air barrier
- Vertical/Horizontal surfaces
- Excellent tensile bond
- Antimicrobial protection

FP#	Size
WATER025	Quart
WATER100	Gallon
WATER500	5 Gallon
WPM1000	Sheet Membrane, 2m x 20m (6.5' x 65.6') Roll

Water-Tite® PVC Pan Liner

Water-Tite is a 40 mil PVC membrane used in tile showers and other concealed waterproofing applications. It has lines marked every 6" to facilitate measuring and cutting.

- IAPMO & UPC Listed
- Meets ASTM D4551

FP#	Size
P1055	PVC Shower Dam Corners 3" x 3"
P445	4' x 50' roll
P454	5' x 40' roll
P461	6' x 100' roll
P465	6' x 50' roll



Polyurethane Sealant

Sikaflex® 11 FC is a one component moisture cure polyurethane adhesive and sealant of permanent elasticity. It's based on a special moisture cured polyurethane with an accelerated curing time.

- Fast cure rate
- High durability

FP#	Size	Quantity
PRO100	10.1 oz cartridge	each
PRO105	10.1 oz cartridge	24/case

Fiberglass Mesh Tape

The 2" wide roll is specifically designed for sealing joints on interiors. The 6" wide roll is for exterior concrete backerboard installations. Sold in case quantities only.

FP#	Size	Quantity
UACTP2	2" x 100' roll	24/case
UACTP6	6" x 200' roll	6/case



Contact FinPan for product warranty information.