



WaterArmor®

Waterproofing & Crack Isolation Membrane

VOC: <1% by Weight
VOC: <50 g/l
Manufacture Locations:
30058 • 77474 • 84651

Packaging: 5 gallon (19L) pail

Pail Weight: 60 lbs (27 kg)

Shelf Life: 2 years

Coverage (estimated per pail)
45 ft²/gallon (225 sf/pail) with
a thickness of 25 mil wet / 20
mil dry WaterArmor layer.

Coverage will vary depending
on the roughness of the
substrate.

Dry to Touch: 1 hour @ room
temperature

Recoat Time: 2 hours @ room
temperature

Drying Time: 12 hours @ room
temperature

Application Range: 40°-110°F
(5°-43°C)

Approved Substrates

ProTEC®
Util-A-Crete® ProGUARD®
Cement Backerboard,
Concrete, Brick, Masonry Others
approved in writing

WaterArmor Liquid-Applied Waterproofing is a one-component, ready-to-use, latex waterproofing/crack isolation membrane for use beneath thin-set ceramic tile installations on vertical and horizontal surfaces. WaterArmor can bridge cracks up to 1/8" with fiberglass mesh tape. It can be brushed, rolled or troweled into place. It bonds directly to clean metal, PVC and ABS drain assemblies.

WaterArmor meets the requirements of ANSI A118.10 (specification for waterproof membranes beneath thin set tile and stone). Use WaterArmor in commercial or residential interior and exterior applications. Apply over concrete, backerboard, exterior grade plywood (interior dry installations only) and mortar beds.

WaterArmor contains an antimicrobial protection, which inhibits the growth of bacteria, mold or mildew on the surface of the dried membrane; the dried membrane resists stains caused by mold.

- Available in 5 gallon, 1 gallon and 1 quart pails
- Brushed, Roll or Trowel applied
- Meets ANSI A118.10
- Waterproofs Approved Substrates
- Crack Isolation Membrane
- 1-hour dry time
- Low VOC for LEED projects
- Antimicrobial protection
- Flood test as soon as 24 hours
- Lay out lines easily seen on light gray surface

Product Uses

Use to prevent tile cracking caused by the shrinkage of new concrete slabs and to prevent cracks up to 1/8" from transferring through tile or stone. Use WaterArmor to waterproof showers, lavatories, fountains, commercial kitchens and restaurants, etc.

Surface Preparation

All wet areas must have proper slope to drains. All surfaces must be structurally sound, clean dry and free of contaminants that may interfere with proper bond.



finpan.com

3255 Symmes Road • Hamilton • OH • 45015 • 800.833.6444

WaterArmor®

Waterproofing & Crack Isolation Membrane

Application

Read and understand data sheet before beginning the installation. Follow applicable ANSI, TCNA and NTCA installation specifications. Ambient temperatures must be at least 50°F (10°C). Apply with a brush, roller or trowel. When applying with a 3/16" (5mm) trowel, spread using the notch side of V-notch, then flatten with the smooth side of trowel. Pre-treat all edges, corners, coves and where floor meets walls with a minimum of 4" (100mm) on either side with a heavy coat, using a brush, roller or 3/16" V-notch trowel. Cracks or substrate changes with up to 1/8" (3mm) and gaps between plywood should be filled with WaterArmor and fiberglass mesh tape. When treating cracks in concrete floors, center the fiberglass mesh tape. Embed 4" wide fiberglass mesh tape into the fresh WaterArmor material to treat non-continuous corners, coves and in-plane substrate changes. After pre-treatment of coves and corners, apply a continuous film at 15-25 mil over the remaining area. Use a wet film thickness gauge to check thickness. Allow to dry for 2 hour. Install tile or stone over the cured WaterArmor membrane with any latex-polymer modified mortar meeting ANSI A118.4.

Dry Time

WaterArmor requires 2 hour dry time at 50% RH/70°F (21°C) before installing tile or applying the second coat. Higher humidity environments will extend the dry time. The color will change from dark gray to a lighter shade of gray.

Flood Testing

If flood testing is required, follow the guidelines per ASTM D5957. Allow WaterArmor to cure at least 24 hours at 70°F (21°C) and 50% RH. Actual curing time depends on air and substrate temperature, substrate porosity and humidity. Expect shorter drying times in warmer conditions and longer drying times in cooler conditions.

Coverage

45 ft²/gallon (225 sf/pail) with a thickness of 25 mil wet/20 mil dry WaterArmor layer. Coverage will vary depending on the roughness of the substrate.

Clean-up

WaterArmor is difficult to remove once it has dried. Clean all tools and equipment with soapy water before the material dries.

Exposure

If tile or stone will not be set immediately after curing, protect the membrane from rain, inclement weather and potential construction damage. If delays longer than 72 hours are expected, cover and protect the membrane from extended direct sunlight (UV exposure). Care should be taken to prevent the application from becoming soiled or punctured during and after application.

Limitations

- Do not freeze.
- Do not use as a primary roofing membrane over occupied areas.
- Do not apply if surface temperature will be less than 50°F within 72 hours.
- Do not apply over wet surfaces or surfaces subject to hydrostatic head.
- Do not use to bridge dynamic joints such as cold, control or expansion joints.
- Do not use as an adhesive.
- Do not use as a wearing surface.
- Not intended to isolate cracks larger than 1/8" wide or those caused by excessive structural movement.
- Not for use over poured gypsum concrete.
- Not for use as a vapor barrier to eliminate subfloor moisture.
- Wet areas must be sloped to drain according to TCNA guidelines.
- WaterArmor must have minimum dry film thickness of 20 mils.



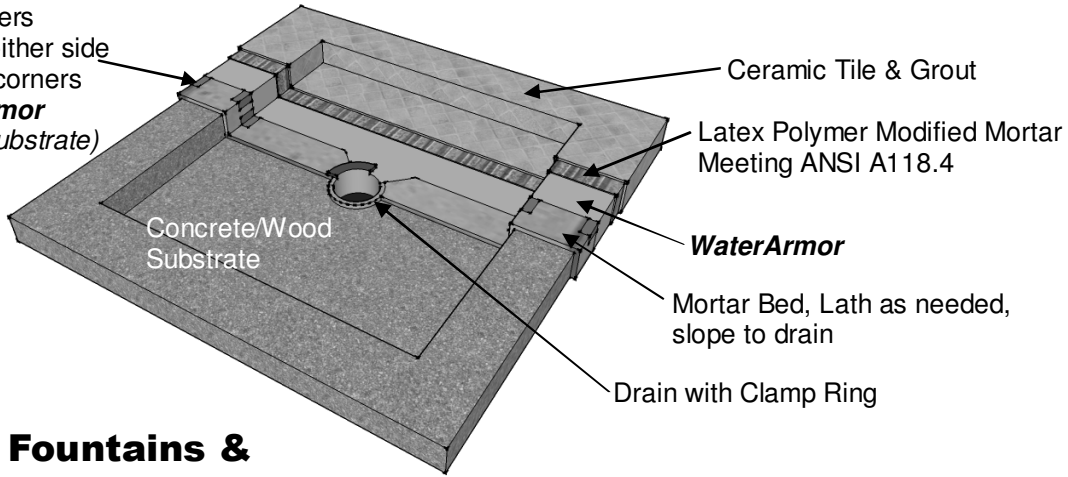
finpan.com

3255 Symmes Road • Hamilton • OH • 45015 • 800.833.6444

WaterArmor®

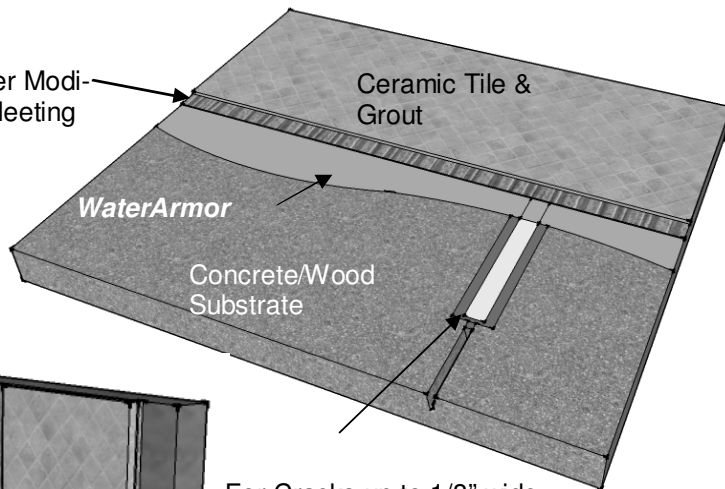
Waterproofing & Crack Isolation Membrane

Pre-treat corners
4" (100 mm) either side
of coves and corners
with **WaterArmor**
(continuous substrate)

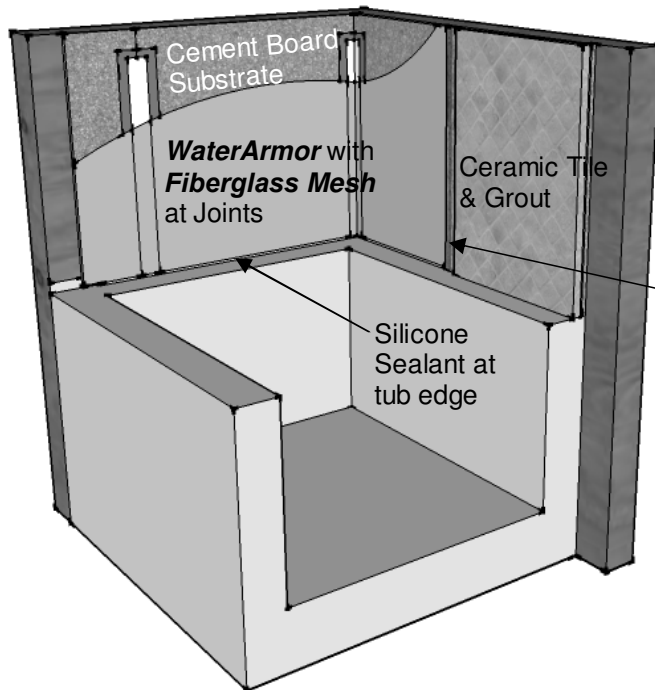


Tubs, Fountains &

Latex Polymer Modified Mortar Meeting ANSI A118.4



Floors



For Cracks up to 1/8" wide or plywood joints, fill joint with **WaterArmor**, Strip in with **Fiberglass Mesh**

Latex Polymer Modified Mortar Meeting ANSI A118.4

Bathtub Walls

finpan.com



WaterArmor®

Waterproofing & Crack Isolation Membrane

ANSI A118.10 Test Results

Test	ANSI Requirement	Result
Fungus and Micro-Organism Resistance	No Traces of Growth	Pass
Seam Strength (ASTM D751)	8 lbs min	87 lbs
Breaking Strength (ASTM D751)	170 psi minimum	1545 psi
Dimensional Stability	+/- 0.7% max	0.11% max
Waterproofness (ASTM D4068)	2 ft water column for 48 hour, no leakage	Pass
7-Day Dry Shear Strength (ASTM C482)	>50 psi	138 psi
7-Day Immersion Shear Strength (ASTM C482)	>50 psi	76 psi
4-Week Shear Strength (ASTM C482)	>50 psi	184 psi
12-Week Shear Strength (ASTM C482)	>50 psi	208 psi
100-Day Water Immersion Shear Strength (ASTM C482)	>50 psi	121 psi

Warning: May cause eye, skin and respiratory tract irritation. Harmful if swallowed. **Precautions:** Do not get material in your eyes, on your skin, or on your clothing. Use this product with adequate ventilation. Wear appropriate protective equipment to avoid contact with skin and eyes. Wash hands after handling and before eating. Store in dry, cool, well-ventilated area. Do not freeze. **First Aid:** Immediately flush eyes with large amounts of water for at least 15 minutes. Get medical attention or advice. For skin contact, flush with large amounts of water. If irritation persists, contact a physician. If inhaled, immediately remove the affected person to fresh air. If symptoms develop or persist, contact a physician. If in-gested seek immediate medical attention.

Fire: Dry chemical, foam, carbon dioxide, water fog.
Keep Out of the Reach of Children.

Storage and Shelf Life: Store at temperatures between 50°F and 100°F. Shelf life is two-years from date of manufacturing in closed, original packaging.

Re-Seal Partially Used Container: With pail upright place a sheet of plastic (e.g., trash bag) over the top of the pail. Secure lid tightly over the plastic on top of pail. Plastic will help prevent the material from bonding the lid closed.

Re-open Partially Used Container: Remove lid. Carefully cut and discard cured material and plastic from top of pail. Any uncured material may be used.

Packaging: WaterArmor is available in 5 gallon, 1 gallon and 1 quart pails.

Limited Warranty

The Limited Warranty for this product can be obtained from FinPan, Inc.

TO THE MAXIMUM EXTENT ALLOWED BY LAW, MASTER WALL INC DISCLAIMS ALL OTHER EXPRESS OR IMPLIED WARRANTIES, INCLUDING WARRANTIES OF MERCHANTABILITY AND FITNESS FOR A PARTICULAR PURPOSE, AND LIABILITY FOR DIRECT, INCIDENTAL, CONSEQUENTIAL, OR SPECIAL DAMAGES. UNLESS OTHERWISE STATED IN THE LIMITED WARRANTY, THE SOLE REMEDY FOR BREACH OF WARRANTY IS RE-PLACEMENT OF THE PRODUCT OR REFUND OF THE BUYER'S PURCHASE PRICE. It is the buyer's obligation to test the suitability of the product for an intended use prior to using it. Any claim for a defective product must be filed within 30 days of discovery of a problem, and must be submitted with written proof of purchase.

Information contained in this product data sheet conforms to the standard detail recommendations and specifications for the installation of FinPan, Inc. products and is presented in good faith. FinPan assumes no liability, expressed or implied as to the architecture, engineering, or workmanship of any project. This information may be concurrent with, or superseded by other applicable documents, such as specifications and details. Contact FinPan for the most current product information. ©2019 FinPan, Inc.



finpan.com

3255 Symmes Road • Hamilton • OH • 45015 • 800.833.6444