

TI-PROBOARD® FOR TILING DECKS

The Exterior Deck Solution



TI-PROBOARD is the only single component deck system available for tiling decks. It's a durable and virtually maintenance free composite panel that is unaffected by expansion, contraction or exterior weather conditions.





The Strength Behind the Beauty

All items needed to tile decks

- TI-ProBoard (Available in 1'x8' and 1'x12')
- TI-ProBoard Screws
- Mortar Mix
- WaterArmor Liquid Waterproofing for Decks and Protecto Deck Waterproofing Membrane for underdeck living spaces
- TI-ProBoard Edging
- Outdoor Grout
- Tile

TI-ProBoard is a structural material so there is no other plywood, backer boards, etc. required



Installation Instructions

1) Placement of TI-ProBoard

Install TI-ProBoard directly to the joists and run boards perpendicular to them. Screw the first TI-ProBoard (with the slot) in from the edge of the deck frame. It is very important to make sure the first board is straight and square. Measure and use a chalk line. Continue by interlocking each board to the next, and screw TI-Pro Board down on each joist. Put screws every 4 ribs. Recommended joist spacing is 16" on center.

2) Joining/Butting TI-ProBoard

Place each end equal distance on the center of joist. **DO NOT MAINTAIN A CONTINUAL SEAM ALONG THE SAME JOIST- ALL SEAMS ARE TO BE STAGGERED.**


No one piece of TI-ProBoard can be shorter than 3 joist spans. A wet saw is recommended when cutting TI-ProBoard.

3) Installing Mortar Mix/Thin-set for Tile

Use a mortar mix meeting ANSI A108.1B and mix to manufacturer specifications. Trowel mortar level with the tops of the ribs ensuring the ribs fill completely. For setting tile, use a modified thin-set meeting ANSI A118.4 or better.

4) Protective/Decorative Edging

TI-EDGING™ provides a protective and decorative finish. Install while the thin-set mix is still wet. This can be done after the TI-ProBoard has been screwed down and mortar bed applied. Press TI-EDGING into the thin set with the long side pressing against the deck board.



1. Deck Joist
2. Tile
3. Thin-set
4. Approved Waterproofing
5. Mortar Mix
6. TI-PROBOARD

TI-ProBoard is recognized in the TCNA Handbook as a Structural Ribbed Self-Supporting Board.

